







# COLOUR KEY : A6 / A3

## A6

### ACCELERATED READER - LEVELS




Place band at the base of spine.

As shown in "AR Data" column	Colour
Between 0.0 and 1.9	
Between 2 and 2.9	
Between 3 and 3.9	
Between 4 and 4.9	
Between 5 and 5.9	
6.0 and above	

## A3

### ACCELERATED READER - AGE GROUPS

Place band at the top of the spine.

As shown on large AR label	Colour
LY	
MY	
MY+	
UY	